

# THE UNITED STATE(S) OF WATER

Ongoing access to clean, safe water is critical to our economy, health, and way of life. Although we live in different parts of the country, Americans are united in our dependence on water and the infrastructure that connects, protects, and supports it.



## THE COST OF CLEAN

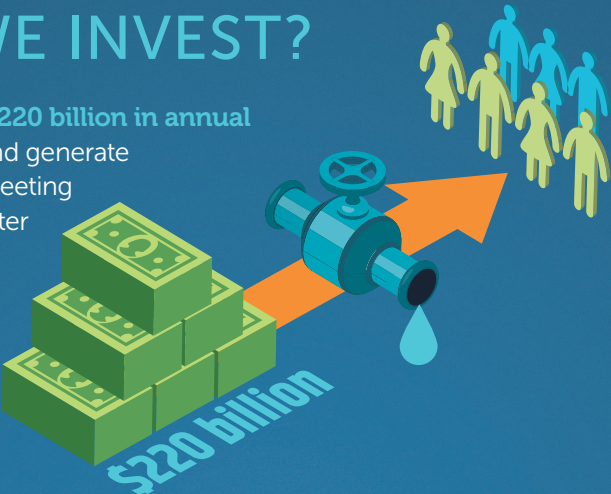
Water is free, keeping it clean, safe, & flowing is not. We must invest in our systems.



**\$4.8 trillion** to maintain water & wastewater systems

## WHAT HAPPENS WHEN WE INVEST?


We could gain over **\$220 billion** in annual economic activity and generate **1.3 million jobs** by meeting U.S. water & wastewater infrastructure needs.



## GOING GREEN, SAVES GREEN

**30%–60%**: the amount of \$ saved by treating stormwater at its source with green & traditional infrastructure.

## VALUE OF WATER



- **60%** of Americans are in favor of paying more to invest in water infrastructure.
- **23 to 1** = return for U.S. public health from early clean water investments.

## THE THREE R's

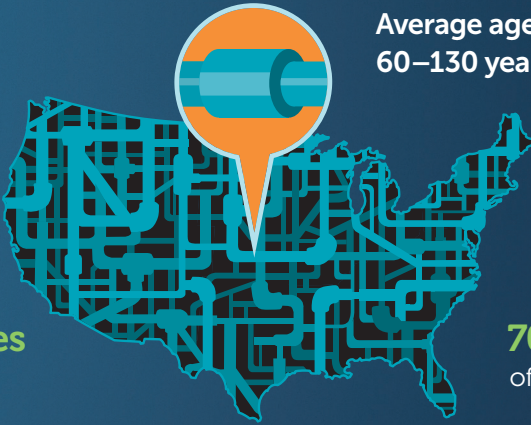
Every drop is cleaned, reused, recycled, & returned to the environment.

- The average American sends between **66–182 gallons** of wastewater to the system each day.
- **34 billion gallons** of water are treated each day by U.S. water treatment plants.



## AGE AT-A-GLANCE

Average age is **60–130 years old**.



**800,000 miles** of water pipes

**700,000 miles** of wastewater pipes

## RETURN ON INVESTMENT



Every new water sector job adds another **3.68** to the economy.



Every **\$1** spent on infrastructure generates **\$6** in returns.

## WHERE'S THE WATER?

The average American uses **100 gallons** of water daily.



American Water Works Association



SOURCES: <http://bit.ly/2mrFZTH>